



GRESB Real Estate Benchmark Report 2023

Fabege
Fabege



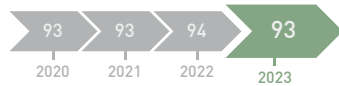
2023 GRESB Standing Investments Benchmark Report

Fabege | Fabege

GRESB Rating



Participation & Score



Peer Comparison



Northern Europe | Office | Listed

Out of 9

Status:

Listed

Location:

Sweden

Property Type:

Office: Other

Rankings



GRESB Score within Office / Europe

Out of 118



GRESB Score within Office / Listed

Out of 67



GRESB Score within Europe / Listed

Out of 100



Management Score within Europe

Out of 1013



Management Score within Europe / Listed

Out of 103



Management Score within Europe / Listed

Out of 103



Performance Score within Office / Europe

Out of 118



Performance Score within Office / Listed

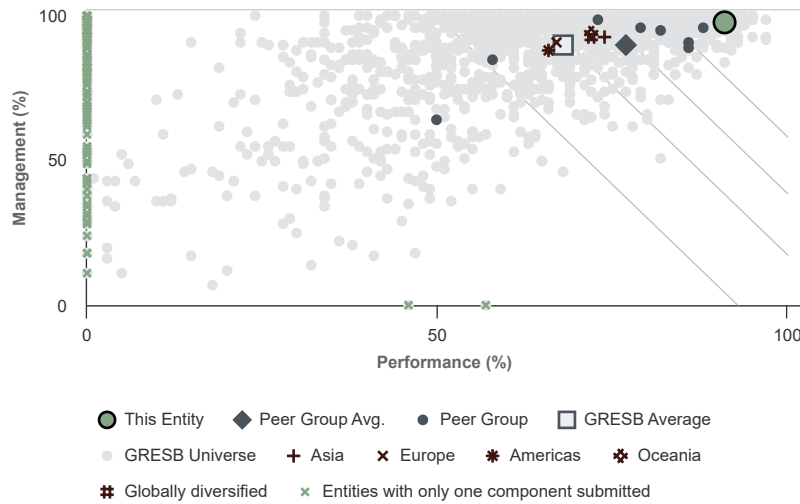
Out of 68



Performance Score within Europe / Listed

Out of 100

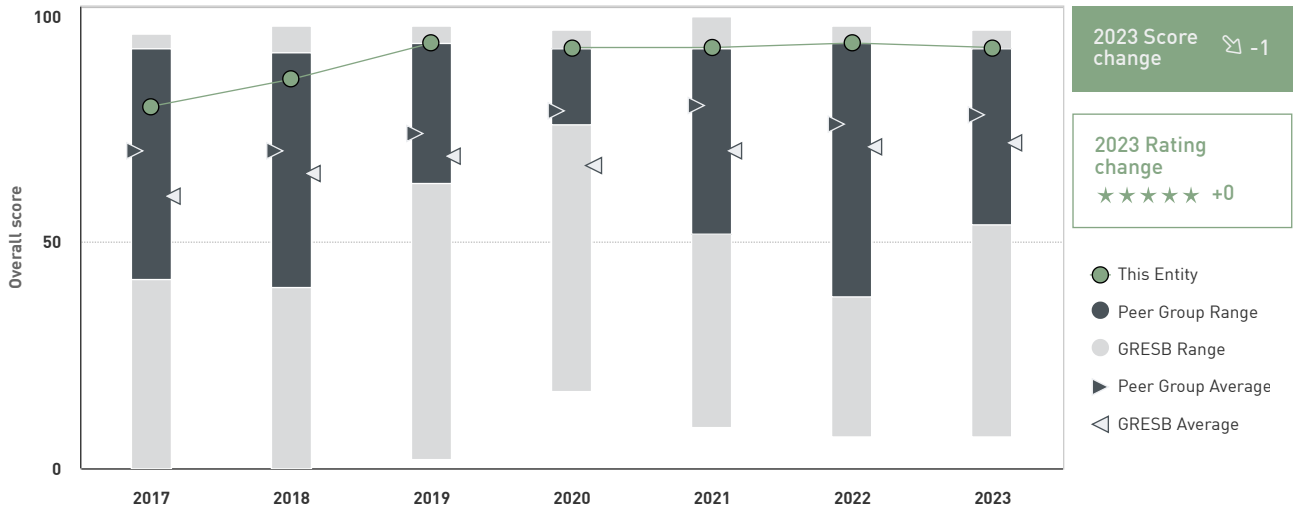
GRESB Model



ESG Breakdown



Trend



Note: In 2020, the GRESB Assessment structure fundamentally changed, establishing a new baseline for measuring Performance. As a result, GRESB advises against a direct comparison between 2020 GRESB Scores and prior year results. For more information, see the 2020 Benchmark Reports.

Aspect, Strengths & Opportunities